

APPENDIX E – Environmental Justice

**Environmental Justice Study
Reconstruction of US 62 from KY 189 to KY 181
Muhlenberg, Kentucky**

July 8, 2002

Prepared For:

The Kentucky Transportation Cabinet

Prepared By:

**The Pennyrile ADD
300 Hammond Drive
Hopkinsville, KY 42240**

**Environmental Justice Study
Reconstruction of US 62 from KY 189 to KY 181
Muhlenberg, Kentucky**

Purpose

The Pennyrile Area Development District has prepared the following report for the Kentucky Transportation Cabinet, Division of Planning, to demonstrate environmental justice and community impact issues for the project area in the reconstruction of US 62 from KY 189 to KY 181. This study is a review of the findings for environmental justice and community impact issues that best reflect the census boundaries of the project area and surrounding census boundaries.

Sources

Data for this report was compiled from a number of sources including the U.S. Census Bureau, Kentucky State Data Center, Kentucky Transportation Cabinet - Division of Planning, Local Elected Officials, Southeast Kentucky Industrial Authority, Community Leaders, Field Study, and the Pennyrile Area Development District. This information is intended to assist the Kentucky Transportation Cabinet's Intermediate Planning Process to ensure equal environmental protection to all groups potentially impacted by this project.

Included in this report:

- Census Data Review
- Maps of the proposed project area - U.S. Census Tract and Block Group boundaries for the project area and surrounding areas (1990 and 2000 Census)
- Data tables displaying Population by Race, Population by Age, and Persons Below Poverty Level for the United States, Kentucky, Muhlenberg County, and all Census Block Groups within and surrounding the project area
- Lists of Census 2000 Total Population Figures for all Census Block Groups in Muhlenberg County
- 2000 Census Profiles from the US Census web site.
- Contact List of Stakeholders compiled by the Pennyrile ADD

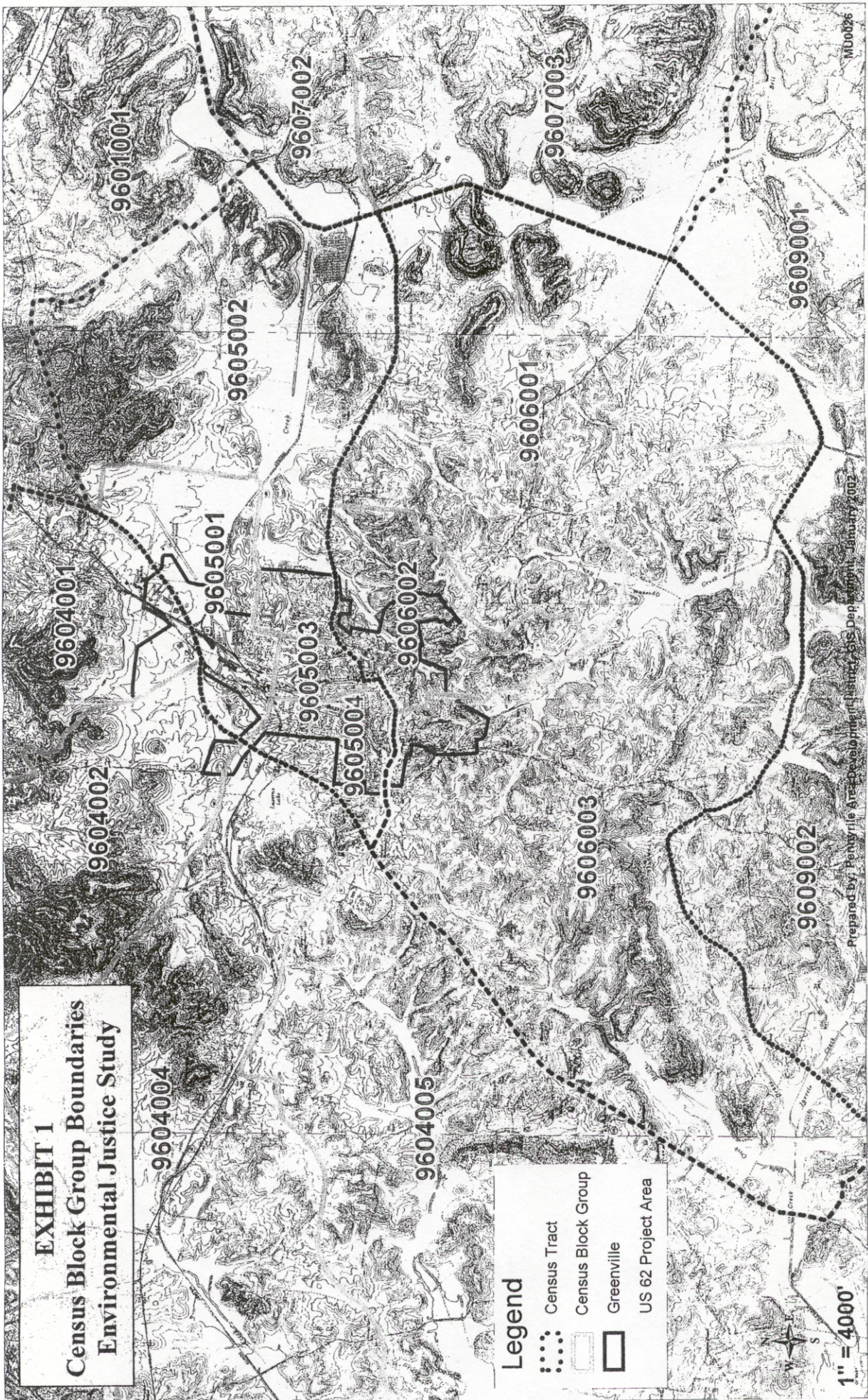
Census Data

The project area directly involves two (2) census tracts and three (3) block groups within those tracts. All of the tracts and block groups are located in Muhlenberg County. The US 62 highway is the dividing line between these two (2) census tracts as indicated in *Exhibit 1, Census Block Group Boundaries*.

There is some evidence of a minority neighborhood located in the City of Greenville. The minority neighborhood's boundaries are indicated in *Exhibit 2, U.S. 62 E.J. Study Minority Neighborhood*. This minority neighborhood is mixed racially with white and African American residents. The Muhlenberg County Judge Executive who is familiar with the residents in the neighborhood drew the boundaries of the neighborhood outlined in Exhibit 2. There appears to be no evidence of any other ethnic groups or any other cluster of racial groups within the study boundaries.

EXHIBIT 1

Census Block Group Boundaries Environmental Justice Study

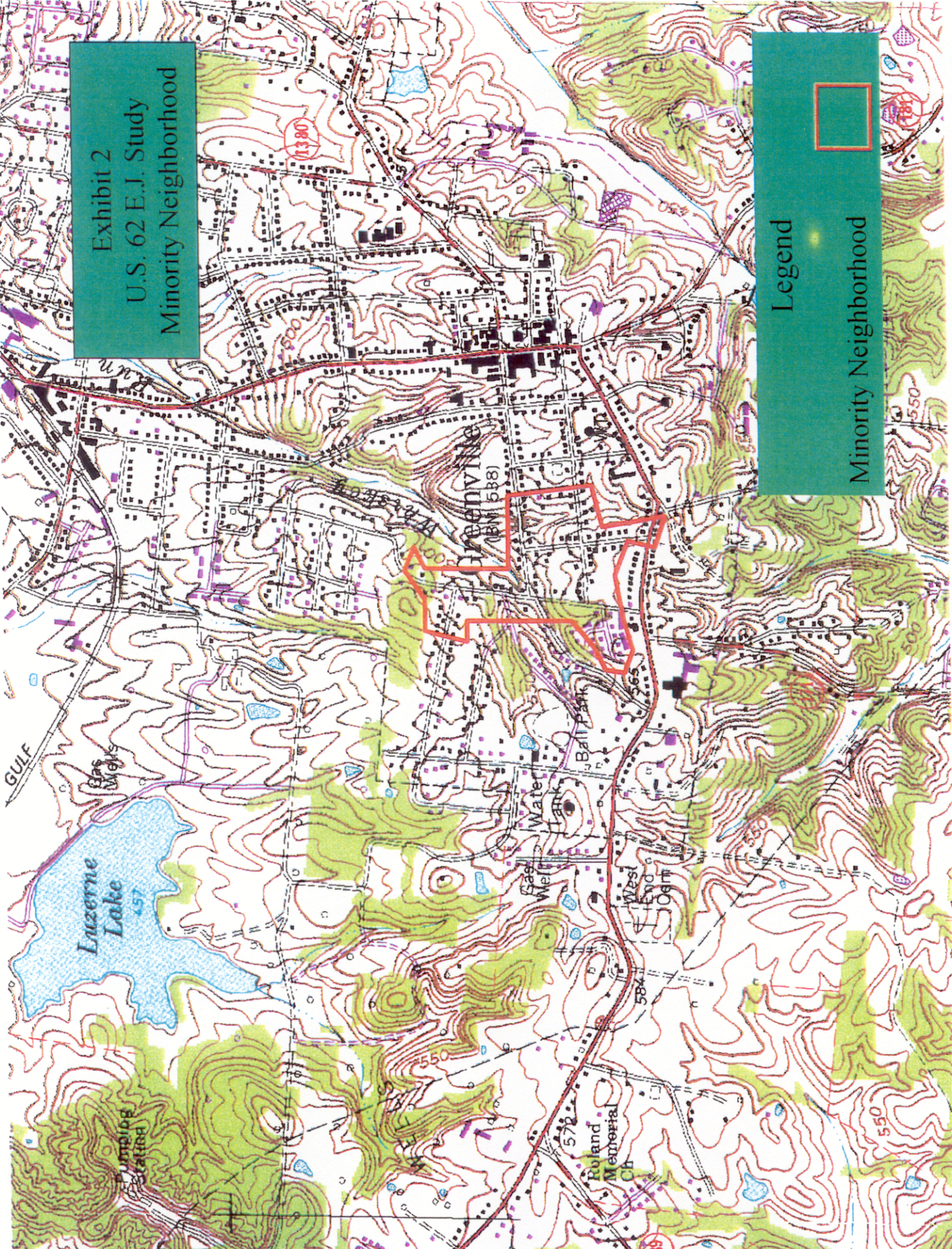


Legend

- Census Tract
- Census Block Group
- Greenville
- ▭ US 62 Project Area

1" = 4000'

Exhibit 2
U.S. 62 E.J. Study
Minority Neighborhood



Legend

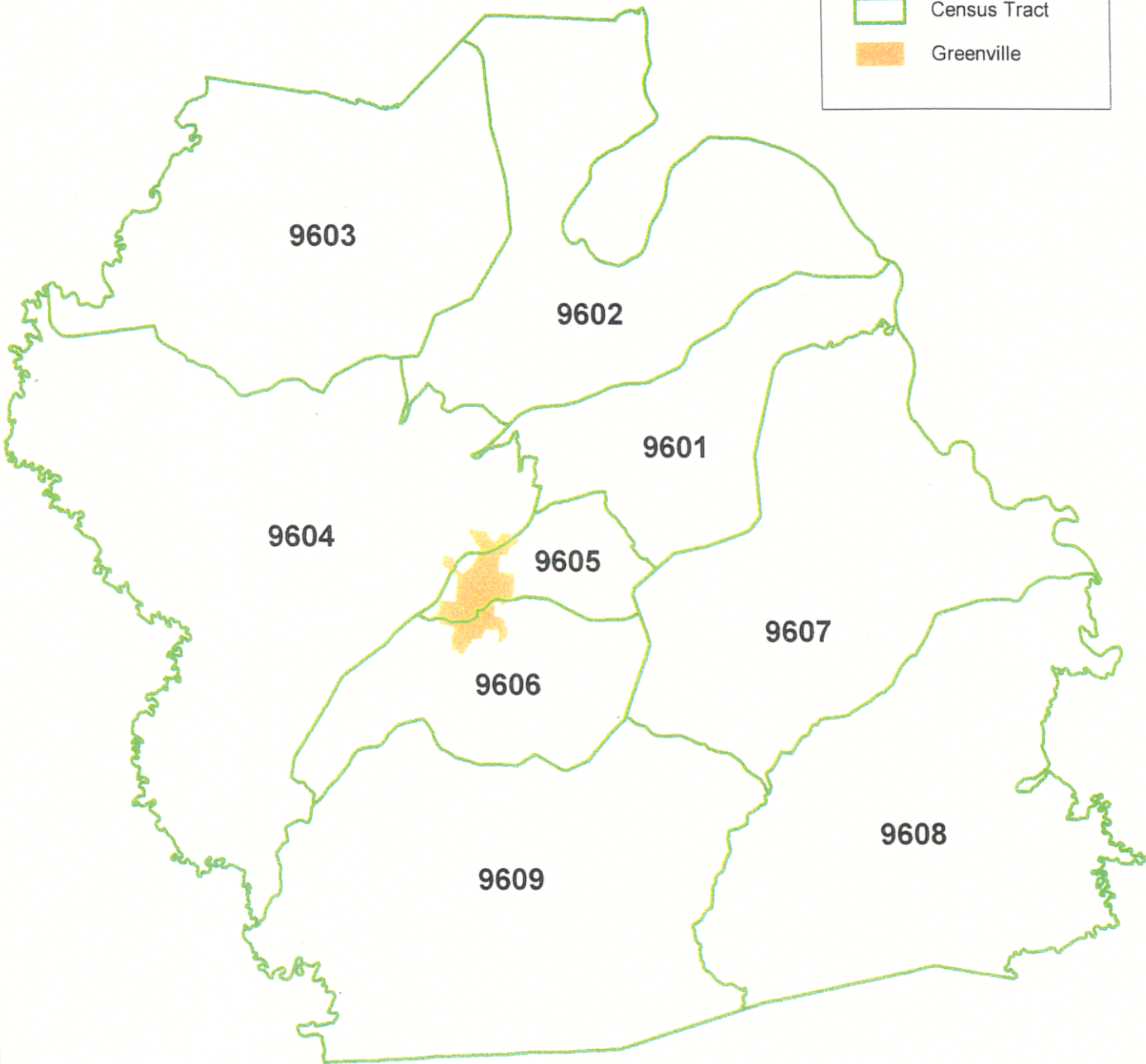
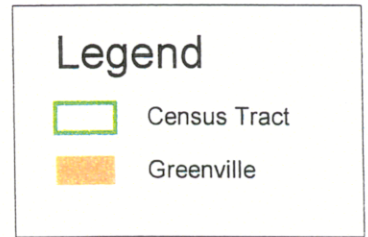


Minority Neighborhood

EXHIBIT 3

Census Tracts

Environmental Justice Study



US 62 Reconstruction
 Muhlenberg County, Kentucky
 Environmental Justice
 Statistics

Table 1
 2000 Population Composition of Race
 at Census Block Group, County and State Levels

Race	83	81	97	99	98	96	99	98	99	98	99	98	99	98	99	98	99	98	99	98	99	98	99	98	99	98	99	98	99	98	99	98	99	98	99	98	99					
White	1,245	83	696	97	1,091	81	914	99	622	98	805	96	664	99	1,397	98	885	99	29,989	94%	75.1	90%	90%	90%	90%	90%	90%	90%	90%	90%	90%	90%	90%	90%	90%	90%	90%	90%				
Hispanic	219	15	19	3	258	19	8	1	0	0	20	2	3	0.4	23	2	2	0.2	1,480	5%	7%	7%	7%	7%	7%	7%	7%	7%	7%	7%	7%	7%	7%	7%	7%	7%	7%	7%				
Black	4	0.3	2	0.2	0	0	0	0	0	0	3	0.3	1	0.1	2	0.1	1	0.1	40	0.1%	0.02	0.02	0.02	0.02	0.02	0.02	0.02	0.02	0.02	0.02	0.02	0.02	0.02	0.02	0.02	0.02	0.02	0.02	0.02			
American Indian, Eskimo or Aleut	4	0.3	2	0.2	0	0	0	0	0	0	3	0.3	1	0.1	2	0.1	1	0.1	40	0.1%	0.02	0.02	0.02	0.02	0.02	0.02	0.02	0.02	0.02	0.02	0.02	0.02	0.02	0.02	0.02	0.02	0.02	0.02	0.02	0.02		
Asian or Pacific Islander	4	0.3	2	0.2	0	0	0	0	0	0	3	0.3	1	0.1	2	0.1	1	0.1	40	0.1%	0.02	0.02	0.02	0.02	0.02	0.02	0.02	0.02	0.02	0.02	0.02	0.02	0.02	0.02	0.02	0.02	0.02	0.02	0.02	0.02	0.02	
Other race	4	0.3	2	0.2	0	0	0	0	0	0	3	0.3	1	0.1	2	0.1	1	0.1	40	0.1%	0.02	0.02	0.02	0.02	0.02	0.02	0.02	0.02	0.02	0.02	0.02	0.02	0.02	0.02	0.02	0.02	0.02	0.02	0.02	0.02	0.02	
Total	1,508	100	718	100	1,354	100	923	100	636	100	837	100	668	100	1,427	100	894	100	31,839																							

Source: US Census Bureau, 1990 US Census Data

Table 2
1989 Population Composition
Persons Below Poverty Level.

<i>Area</i>	<i>Population Below Poverty Level</i>	<i>Percent of Total Population</i>
Block Group 9606-001	175	15%
Block Group 9606-002	61	15%
Block Group 9605-001	109	21%
Block Group 9605-002	26	12%
Block Group 9605-002	68	12%
Block Group 9604-001	468	49%
Block Group 9604-002	158	18%
Block Group 9604-005	158	18%
Muhlenberg County	6,381	20%
United States	31,742,864	12.7%

Source: US Census Bureau, 1990 US Census Data.

Table 3
1989 Population of Persons
Below Poverty Level by Age

Block Group	Total Population	Population Below Poverty Level	Percentage Below Poverty Level	Population 65 and Over	Percentage Below Poverty Level 65 and Over	Population Under 65	Percentage Below Poverty Level Under 65
Block Group 9606-002	416	0	0%	27	6%	34	8%
Block Group 9605-002	564	18	3%	50	9%	0	0%
Block Group 9604-002	949	132	14%	336	35%	0	0%
Block Group 9604-005	897	78	9%	80	9%	0	0%
Muhlenberg County	31,318	1,994	6.4%	3,600	11.5%	787	2.5%
United States	248,709,873	11,428,916	4.6%	16,533,363	6.7%	3,780,585	1.5%

Source: US Census Bureau, 1990 US Census Data

Table 4
1990 Population Composition
For Persons Age 65 and Over

Block Group 9606-002	416	122	29%
Block Group 9605-002	564	102	18%
Block Group 9604-002	949	95	10%
Block Group 9604-005	897	58	6%
Muhlenberg County	31,318	4,743	15%
United States	248,709,873	31,195,275	13%

Source: US Census Bureau, 1990 US Census Data.

APPENDIX A

**KY 181/US 62 Highway Project
Key Stakeholders Mailing List
Muhlenberg County, KY**

**KY 181/US 62 Highway Project
Key Stakeholders Mailing List
Muhlenberg County, KY**

1. CSM, Greg Armstrong
WHFRTC
Box 4675
S.R. 181 N.
Greenville, KY 42345
(270) 338-8900
2. Gary Jones
Muhlenberg County Career Development Center
3875 S.R. 181 N.
Greenville, KY 42345
(270) 338-8900
3. Clay Jones
Clay's Trucking
43 Bradford St.
Beechmont, KY 42323
(270) 476-8283
4. Ray Jones
Ray Jones's Trucking
3296 S.R. Hwy. 181 S.
Greenville, KY 42345
(270) 338-2417
5. Dale Todd, Superintendent
Muhlenberg County Board of Education
P.O. Box 167
Greenville, KY 42345
(270) 338-2871
6. Sgt. Ricky Allen, State Trooper
470 Henderson Lane
Greenville, KY 42345
(270) 676-3313 (w)
7. Albert Pilkington, CEO
Muhlenberg County Hospital
P.O. Box 387
Greenville, KY 42345
(270) 338-8000
8. Danny Lassiter
Muhlenberg County Ambulance Service
P.O. Box 387
Greenville, KY 42345
(270) 338-8000

9. Minister Roscoe Linton
Wesley Chapel A.M.E. Zion Church
402 Hopkinsville St.
Greenville, KY 42345
(270) 338-3397

APPENDIX B

U.S. CENSUS DETAILED TABLES

U.S. Census Bureau



Main | Search | Feedback | FAQs | Glo

Detailed Tables

C

P1. TOTAL POPULATION [1] - Universe: Total population
 Data Set: Census 2000 Summary File 1 (SF 1) 100-Percent Data

NOTE: For information on confidentiality protection, nonsampling error, and definitions, see <http://factfinder.census.gov/home/en/datanotes/expsf1u.htm>.

Muhlenberg County, Kentucky	
Total	31,839

U.S. Census Bureau
 Census 2000

P2. URBAN AND RURAL [6] - Universe: Total population
 Data Set: Census 2000 Summary File 1 (SF 1) 100-Percent Data

NOTE: For information on confidentiality protection, nonsampling error, and definitions, see <http://factfinder.census.gov/home/en/datanotes/expsf1u.htm>.

Muhlenberg County, Kentucky	
Total:	31,839
Urban:	0
Inside urbanized areas	0
Inside urban clusters	0
Rural	0
Not defined for this file	31,839

U.S. Census Bureau
 Census 2000

P3. RACE [71] - Universe: Total population
 Data Set: Census 2000 Summary File 1 (SF 1) 100-Percent Data

NOTE: For information on confidentiality protection, nonsampling error, and definitions, see <http://factfinder.census.gov/home/en/datanotes/expsf1u.htm>.

Muhlenberg County, Kentucky	
Total:	31,839
Population of one race:	31,611
White alone	29,989
Black or African American alone	1,480
American Indian and Alaska Native alone	40
Asian alone	40
Native Hawaiian and Other Pacific Islander alone	1
Some other race alone	61
Population of two or more races:	228
Population of two races:	214
White; Black or African American	68
White; American Indian and Alaska Native	91
White; Asian	20
White; Native Hawaiian and Other Pacific Islander	1
White; Some other race	20
Black or African American; American Indian and Alaska Native	2
Black or African American; Asian	2

NOTE: For information on confidentiality protection, nonsampling error, and definitions, see <http://factfinder.census.gov/home/en/datanotes/expsf1u.htm>.

	Muhlenberg County, Kentucky
Total races tallied:	32,081
White alone or in combination with one or more other races	30,201
Black or African American alone or in combination with one or more other races	1,567
American Indian and Alaska Native alone or in combination with one or more other races	148
Asian alone or in combination with one or more other races	70
Native Hawaiian and Other Pacific Islander alone or in combination with one or more other races	6
Some other race alone or in combination with one or more other races	89

U.S. Census Bureau
 Census 2000

P10. HISPANIC OR LATINO BY RACE (TOTAL RACES TALLIED) [15] - Universe: Total races tallied
 Data Set: Census 2000 Summary File 1 (SF 1) 100-Percent Data

NOTE: For information on confidentiality protection, nonsampling error, and definitions, see <http://factfinder.census.gov/home/en/datanotes/expsf1u.htm>.

	Muhlenberg County, Kentucky
Total races tallied:	32,081
Not Hispanic or Latino:	31,831
White alone or in combination with one or more other races	30,035
Black or African American alone or in combination with one or more other races	1,557
American Indian and Alaska Native alone or in combination with one or more other races	145
Asian alone or in combination with one or more other races	66
Native Hawaiian and Other Pacific Islander alone or in combination with one or more other races	6
Some other race alone or in combination with one or more other races	22
Hispanic or Latino:	250
White alone or in combination with one or more other races	166
Black or African American alone or in combination with one or more other races	10
American Indian and Alaska Native alone or in combination with one or more other races	3
Asian alone or in combination with one or more other races	4
Native Hawaiian and Other Pacific Islander alone or in combination with one or more other races	0
Some other race alone or in combination with one or more other races	67

U.S. Census Bureau
 Census 2000

P11. HISPANIC OR LATINO [1] - Universe: People who are Hispanic or Latino
 Data Set: Census 2000 Summary File 1 (SF 1) 100-Percent Data

NOTE: For information on confidentiality protection, nonsampling error, and definitions, see <http://factfinder.census.gov/home/en/datanotes/expsf1u.htm>.

	Muhlenberg County, Kentucky
Total	232

U.S. Census Bureau
Census 2000

Standard Error/Variance documentation for this dataset:

[Accuracy of the Data: Census 2000 Summary File 1 \(SF 1\) 100-Percent Data \(PDF 44KB\)](#)

Black or African American; Native Hawaiian and Other Pacific Islander	1
Black or African American; Some other race	4
American Indian and Alaska Native; Asian	0
American Indian and Alaska Native; Native Hawaiian and Other Pacific Islander	0
American Indian and Alaska Native; Some other race	1
Asian; Native Hawaiian and Other Pacific Islander	1
Asian; Some other race	3
Native Hawaiian and Other Pacific Islander; Some other race	0
Population of three races:	14
White; Black or African American; American Indian and Alaska Native	8
White; Black or African American; Asian	0
White; Black or African American; Native Hawaiian and Other Pacific Islander	0
White; Black or African American; Some other race	0
White; American Indian and Alaska Native; Asian	4
White; American Indian and Alaska Native; Native Hawaiian and Other Pacific Islander	0
White; American Indian and Alaska Native; Some other race	0
White; Asian; Native Hawaiian and Other Pacific Islander	0
White; Asian; Some other race	0
White; Native Hawaiian and Other Pacific Islander; Some other race	0
Black or African American; American Indian and Alaska Native; Asian	0
Black or African American; American Indian and Alaska Native; Native Hawaiian and Other Pacific Islander	2
Black or African American; American Indian and Alaska Native; Some other race	0
Black or African American; Asian; Native Hawaiian and Other Pacific Islander	0
Black or African American; Asian; Some other race	0
Black or African American; Native Hawaiian and Other Pacific Islander; Some other race	0
American Indian and Alaska Native; Asian; Native Hawaiian and Other Pacific Islander	0
American Indian and Alaska Native; Asian; Some other race	0
American Indian and Alaska Native; Native Hawaiian and Other Pacific Islander; Some other race	0
Asian; Native Hawaiian and Other Pacific Islander; Some other race	0
Population of four races:	0
White; Black or African American; American Indian and Alaska Native; Asian	0
White; Black or African American; American Indian and Alaska Native; Native Hawaiian and Other Pacific Islander	0
White; Black or African American; American Indian and Alaska Native; Some other race	0
White; Black or African American; Asian; Native Hawaiian and Other Pacific Islander	0
White; Black or African American; Asian; Some other race	0
White; Black or African American; Native Hawaiian and Other Pacific Islander; Some other race	0
White; American Indian and Alaska Native; Asian; Native Hawaiian and Other Pacific Islander	0
White; American Indian and Alaska Native; Asian; Some other race	0
White; American Indian and Alaska Native; Native Hawaiian and Other Pacific Islander; Some other race	0
White; Asian; Native Hawaiian and Other Pacific Islander; Some other race	0
Black or African American; American Indian and Alaska Native; Asian; Native Hawaiian and Other Pacific Islander	0

Black or African American; American Indian and Alaska Native; Asian; Some other race	0
Black or African American; American Indian and Alaska Native; Native Hawaiian and Other Pacific Islander; Some other race	0
Black or African American; Asian; Native Hawaiian and Other Pacific Islander; Some other race	0
American Indian and Alaska Native; Asian; Native Hawaiian and Other Pacific Islander; Some other race	0
Population of five races:	0
White; Black or African American; American Indian and Alaska Native; Asian; Native Hawaiian and Other Pacific Islander	0
White; Black or African American; American Indian and Alaska Native; Asian; Some other race	0
White; Black or African American; American Indian and Alaska Native; Native Hawaiian and Other Pacific Islander; Some other race	0
White; Black or African American; Asian; Native Hawaiian and Other Pacific Islander; Some other race	0
White; American Indian and Alaska Native; Asian; Native Hawaiian and Other Pacific Islander; Some other race	0
Black or African American; American Indian and Alaska Native; Asian; Native Hawaiian and Other Pacific Islander; Some other race	0
Population of six races:	0
White; Black or African American; American Indian and Alaska Native; Asian; Native Hawaiian and Other Pacific Islander; Some other race	0

U.S. Census Bureau
Census 2000

P4. HISPANIC OR LATINO, AND NOT HISPANIC OR LATINO BY RACE [73] - Universe: Total population

Data Set: Census 2000 Summary File 1 (SF 1) 100-Percent Data

NOTE: For information on confidentiality protection, nonsampling error, and definitions, see <http://factfinder.census.gov/home/en/datanotes/expsf1u.htm>.

	Muhlenberg County, Kentucky
Total:	31,839
Hispanic or Latino	232
Not Hispanic or Latino:	31,607
Population of one race:	31,397
White alone	29,836
Black or African American alone	1,472
American Indian and Alaska Native alone	39
Asian alone	40
Native Hawaiian and Other Pacific Islander alone	1
Some other race alone	9
Population of two or more races:	210
Population of two races:	196
White; Black or African American	68
White; American Indian and Alaska Native	91
White; Asian	19
White; Native Hawaiian and Other Pacific Islander	1
White; Some other race	8
Black or African American; American Indian and Alaska Native	1
Black or African American; Asian	1
Black or African American; Native Hawaiian and Other Pacific Islander	1
Black or African American; Some other race	4
American Indian and Alaska Native; Asian	0
American Indian and Alaska Native; Native Hawaiian and Other Pacific Islander	0

American Indian and Alaska Native; Some other race	0
Asian; Native Hawaiian and Other Pacific Islander	1
Asian; Some other race	1
Native Hawaiian and Other Pacific Islander; Some other race	0
Population of three races:	14
White; Black or African American; American Indian and Alaska Native	8
White; Black or African American; Asian	0
White; Black or African American; Native Hawaiian and Other Pacific Islander	0
White; Black or African American; Some other race	0
White; American Indian and Alaska Native; Asian	4
White; American Indian and Alaska Native; Native Hawaiian and Other Pacific Islander	0
White; American Indian and Alaska Native; Some other race	0
White; Asian; Native Hawaiian and Other Pacific Islander	0
White; Asian; Some other race	0
White; Native Hawaiian and Other Pacific Islander; Some other race	0
Black or African American; American Indian and Alaska Native; Asian	0
Black or African American; American Indian and Alaska Native; Native Hawaiian and Other Pacific Islander	2
Black or African American; American Indian and Alaska Native; Some other race	0
Black or African American; Asian; Native Hawaiian and Other Pacific Islander	0
Black or African American; Asian; Some other race	0
Black or African American; Native Hawaiian and Other Pacific Islander; Some other race	0
American Indian and Alaska Native; Asian; Native Hawaiian and Other Pacific Islander	0
American Indian and Alaska Native; Asian; Some other race	0
American Indian and Alaska Native; Native Hawaiian and Other Pacific Islander; Some other race	0
Asian; Native Hawaiian and Other Pacific Islander; Some other race	0
Population of four races:	0
White; Black or African American; American Indian and Alaska Native; Asian	0
White; Black or African American; American Indian and Alaska Native; Native Hawaiian and Other Pacific Islander	0
White; Black or African American; American Indian and Alaska Native; Some other race	0
White; Black or African American; Asian; Native Hawaiian and Other Pacific Islander	0
White; Black or African American; Asian; Some other race	0
White; Black or African American; Native Hawaiian and Other Pacific Islander; Some other race	0
White; American Indian and Alaska Native; Asian; Native Hawaiian and Other Pacific Islander	0
White; American Indian and Alaska Native; Asian; Some other race	0
White; American Indian and Alaska Native; Native Hawaiian and Other Pacific Islander; Some other race	0
White; Asian; Native Hawaiian and Other Pacific Islander; Some other race	0
Black or African American; American Indian and Alaska Native; Asian; Native Hawaiian and Other Pacific Islander	0
Black or African American; American Indian and Alaska Native; Asian; Some other race	0
Black or African American; American Indian and Alaska Native; Native Hawaiian and Other Pacific Islander; Some other race	0
Black or African American; Asian; Native Hawaiian and Other Pacific Islander; Some other race	0

American Indian and Alaska Native; Asian; Native Hawaiian and Other Pacific Islander; Some other race	0
Population of five races:	0
White; Black or African American; American Indian and Alaska Native; Asian; Native Hawaiian and Other Pacific Islander	0
White; Black or African American; American Indian and Alaska Native; Asian; Some other race	0
White; Black or African American; American Indian and Alaska Native; Native Hawaiian and Other Pacific Islander; Some other race	0
White; Black or African American; Asian; Native Hawaiian and Other Pacific Islander; Some other race	0
White; American Indian and Alaska Native; Asian; Native Hawaiian and Other Pacific Islander; Some other race	0
Black or African American; American Indian and Alaska Native; Asian; Native Hawaiian and Other Pacific Islander; Some other race	0
Population of six races:	0
White; Black or African American; American Indian and Alaska Native; Asian; Native Hawaiian and Other Pacific Islander; Some other race	0

U.S. Census Bureau
Census 2000

P5. RACE FOR THE POPULATION 18 YEARS AND OVER [71] - Universe: Total population 18 years and over

Data Set: Census 2000 Summary File 1 (SF 1) 100-Percent Data

NOTE: For information on confidentiality protection, nonsampling error, and definitions, see <http://factfinder.census.gov/home/en/datanotes/expsf1u.htm>.

	Muhlenberg County, Kentucky
Total:	24,633
Population of one race:	24,506
White alone	23,228
Black or African American alone	1,175
American Indian and Alaska Native alone	32
Asian alone	33
Native Hawaiian and Other Pacific Islander alone	1
Some other race alone	37
Population of two or more races	127
Population of two races:	119
White; Black or African American	9
White; American Indian and Alaska Native	76
White; Asian	12
White; Native Hawaiian and Other Pacific Islander	1
White; Some other race	11
Black or African American; American Indian and Alaska Native	2
Black or African American; Asian	2
Black or African American; Native Hawaiian and Other Pacific Islander	1
Black or African American; Some other race	2
American Indian and Alaska Native; Asian	0
American Indian and Alaska Native; Native Hawaiian and Other Pacific Islander	0
American Indian and Alaska Native; Some other race	0
Asian; Native Hawaiian and Other Pacific Islander	1
Asian; Some other race	2
Native Hawaiian and Other Pacific Islander; Some other race	0
Population of three races:	8
White; Black or African American; American Indian and Alaska Native	5
White; Black or African American; Asian	0

White; Black or African American; Native Hawaiian and Other Pacific Islander	0
White; Black or African American; Some other race	0
White; American Indian and Alaska Native; Asian	1
White; American Indian and Alaska Native; Native Hawaiian and Other Pacific Islander	0
White; American Indian and Alaska Native; Some other race	0
White; Asian; Native Hawaiian and Other Pacific Islander	0
White; Asian; Some other race	0
White; Native Hawaiian and Other Pacific Islander; Some other race	0
Black or African American; American Indian and Alaska Native; Asian	0
Black or African American; American Indian and Alaska Native; Native Hawaiian and Other Pacific Islander	2
Black or African American; American Indian and Alaska Native; Some other race	0
Black or African American; Asian; Native Hawaiian and Other Pacific Islander	0
Black or African American; Asian; Some other race	0
Black or African American; Native Hawaiian and Other Pacific Islander; Some other race	0
American Indian and Alaska Native; Asian; Native Hawaiian and Other Pacific Islander	0
American Indian and Alaska Native; Asian; Some other race	0
American Indian and Alaska Native; Native Hawaiian and Other Pacific Islander; Some other race	0
Asian; Native Hawaiian and Other Pacific Islander; Some other race	0
Population of four races:	0
White; Black or African American; American Indian and Alaska Native; Asian	0
White; Black or African American; American Indian and Alaska Native; Native Hawaiian and Other Pacific Islander	0
White; Black or African American; American Indian and Alaska Native; Some other race	0
White; Black or African American; Asian; Native Hawaiian and Other Pacific Islander	0
White; Black or African American; Asian; Some other race	0
White; Black or African American; Native Hawaiian and Other Pacific Islander; Some other race	0
White; American Indian and Alaska Native; Asian; Native Hawaiian and Other Pacific Islander	0
White; American Indian and Alaska Native; Asian; Some other race	0
White; American Indian and Alaska Native; Native Hawaiian and Other Pacific Islander; Some other race	0
White; Asian; Native Hawaiian and Other Pacific Islander; Some other race	0
Black or African American; American Indian and Alaska Native; Asian; Native Hawaiian and Other Pacific Islander	0
Black or African American; American Indian and Alaska Native; Asian; Some other race	0
Black or African American; American Indian and Alaska Native; Native Hawaiian and Other Pacific Islander; Some other race	0
Black or African American; Asian; Native Hawaiian and Other Pacific Islander; Some other race	0
American Indian and Alaska Native; Asian; Native Hawaiian and Other Pacific Islander; Some other race	0
Population of five races:	0
White; Black or African American; American Indian and Alaska Native; Asian; Native Hawaiian and Other Pacific Islander	0
White; Black or African American; American Indian and Alaska Native; Asian; Some other race	0

White; Black or African American; American Indian and Alaska Native; Native Hawaiian and Other Pacific Islander; Some other race	0
White; Black or African American; Asian; Native Hawaiian and Other Pacific Islander; Some other race	0
White; American Indian and Alaska Native; Asian; Native Hawaiian and Other Pacific Islander; Some other race	0
Black or African American; American Indian and Alaska Native; Asian; Native Hawaiian and Other Pacific Islander; Some other race	0
Population of six races:	0
White; Black or African American; American Indian and Alaska Native; Asian; Native Hawaiian and Other Pacific Islander; Some other race	0

U.S. Census Bureau
Census 2000

P6. HISPANIC OR LATINO, AND NOT HISPANIC OR LATINO BY RACE FOR THE POPULATION 18 YEARS AND OVER [73] - Universe: Total population 18 years and over
Data Set: Census 2000 Summary File 1 (SF 1) 100-Percent Data

NOTE: For information on confidentiality protection, nonsampling error, and definitions, see <http://factfinder.census.gov/home/en/datanotes/expsf1u.htm>.

	Muhlenberg County, Kentucky
Total:	24,633
Hispanic or Latino	153
Not Hispanic or Latino:	24,480
Population of one race:	24,362
White alone	23,123
Black or African American alone	1,172
American Indian and Alaska Native alone	31
Asian alone	33
Native Hawaiian and Other Pacific Islander alone	1
Some other race alone	2
Population of two or more races:	118
Population of two races:	110
White; Black or African American	9
White; American Indian and Alaska Native	76
White; Asian	11
White; Native Hawaiian and Other Pacific Islander	1
White; Some other race	6
Black or African American; American Indian and Alaska Native	1
Black or African American; Asian	1
Black or African American; Native Hawaiian and Other Pacific Islander	1
Black or African American; Some other race	2
American Indian and Alaska Native; Asian	0
American Indian and Alaska Native; Native Hawaiian and Other Pacific Islander	0
American Indian and Alaska Native; Some other race	0
Asian; Native Hawaiian and Other Pacific Islander	1
Asian; Some other race	1
Native Hawaiian and Other Pacific Islander; Some other race	0
Population of three races:	8
White; Black or African American; American Indian and Alaska Native	5
White; Black or African American; Asian	0
White; Black or African American; Native Hawaiian and Other Pacific Islander	0
White; Black or African American; Some other race	0
White; American Indian and Alaska Native; Asian	1

White; American Indian and Alaska Native; Native Hawaiian and Other Pacific Islander	0
White; American Indian and Alaska Native; Some other race	0
White; Asian; Native Hawaiian and Other Pacific Islander	0
White; Asian; Some other race	0
White; Native Hawaiian and Other Pacific Islander; Some other race	0
Black or African American; American Indian and Alaska Native; Asian	0
Black or African American; American Indian and Alaska Native; Native Hawaiian and Other Pacific Islander	2
Black or African American; American Indian and Alaska Native; Some other race	0
Black or African American; Asian; Native Hawaiian and Other Pacific Islander	0
Black or African American; Asian; Some other race	0
Black or African American; Native Hawaiian and Other Pacific Islander; Some other race	0
American Indian and Alaska Native; Asian; Native Hawaiian and Other Pacific Islander	0
American Indian and Alaska Native; Asian; Some other race	0
American Indian and Alaska Native; Native Hawaiian and Other Pacific Islander; Some other race	0
Asian; Native Hawaiian and Other Pacific Islander; Some other race	0
Population of four races:	0
White; Black or African American; American Indian and Alaska Native; Asian	0
White; Black or African American; American Indian and Alaska Native; Native Hawaiian and Other Pacific Islander	0
White; Black or African American; American Indian and Alaska Native; Some other race	0
White; Black or African American; Asian; Native Hawaiian and Other Pacific Islander	0
White; Black or African American; Asian; Some other race	0
White; Black or African American; Native Hawaiian and Other Pacific Islander; Some other race	0
White; American Indian and Alaska Native; Asian; Native Hawaiian and Other Pacific Islander	0
White; American Indian and Alaska Native; Asian; Some other race	0
White; American Indian and Alaska Native; Native Hawaiian and Other Pacific Islander; Some other race	0
White; Asian; Native Hawaiian and Other Pacific Islander; Some other race	0
Black or African American; American Indian and Alaska Native; Asian; Native Hawaiian and Other Pacific Islander	0
Black or African American; American Indian and Alaska Native; Asian; Some other race	0
Black or African American; American Indian and Alaska Native; Native Hawaiian and Other Pacific Islander; Some other race	0
Black or African American; Asian; Native Hawaiian and Other Pacific Islander; Some other race	0
American Indian and Alaska Native; Asian; Native Hawaiian and Other Pacific Islander; Some other race	0
Population of five races:	0
White; Black or African American; American Indian and Alaska Native; Asian; Native Hawaiian and Other Pacific Islander	0
White; Black or African American; American Indian and Alaska Native; Asian; Some other race	0
White; Black or African American; American Indian and Alaska Native; Native Hawaiian and Other Pacific Islander; Some other race	0
White; Black or African American; Asian; Native Hawaiian and Other Pacific Islander; Some other race	0
White; American Indian and Alaska Native; Asian; Native Hawaiian and Other Pacific Islander; Some other race	0

Black or African American; American Indian and Alaska Native; Asian; Native Hawaiian and Other Pacific Islander; Some other race	0
Population of six races:	0
White; Black or African American; American Indian and Alaska Native; Asian; Native Hawaiian and Other Pacific Islander; Some other race	0

U.S. Census Bureau
Census 2000

P7. RACE [8] - Universe: Total population

Data Set: Census 2000 Summary File 1 (SF 1) 100-Percent Data

NOTE: For information on confidentiality protection, nonsampling error, and definitions, see <http://factfinder.census.gov/home/en/datanotes/expsf1u.htm>.

	Muhlenberg County, Kentucky
Total:	31,839
White alone	29,989
Black or African American alone	1,480
American Indian and Alaska Native alone	40
Asian alone	40
Native Hawaiian and Other Pacific Islander alone	1
Some other race alone	61
Two or more races	228

U.S. Census Bureau
Census 2000

P8. HISPANIC OR LATINO BY RACE [17] - Universe: Total population

Data Set: Census 2000 Summary File 1 (SF 1) 100-Percent Data

NOTE: For information on confidentiality protection, nonsampling error, and definitions, see <http://factfinder.census.gov/home/en/datanotes/expsf1u.htm>.

	Muhlenberg County, Kentucky
Total:	31,839
Not Hispanic or Latino:	31,607
White alone	29,836
Black or African American alone	1,472
American Indian and Alaska Native alone	39
Asian alone	40
Native Hawaiian and Other Pacific Islander alone	1
Some other race alone	9
Two or more races	210
Hispanic or Latino:	232
White alone	153
Black or African American alone	8
American Indian and Alaska Native alone	1
Asian alone	0
Native Hawaiian and Other Pacific Islander alone	0
Some other race alone	52
Two or more races	18

U.S. Census Bureau
Census 2000

P9. RACE (TOTAL RACES TALLIED) [7] - Universe: Total races tallied

Data Set: Census 2000 Summary File 1 (SF 1) 100-Percent Data